

HTML



HTML5: Nuevas etiquetas semánticas



Juan Eladio Sánchez Rosas



HTML



Semantics

Objetivo



Objetivo de la sesión

- Presentar y describir las nuevas etiquetas del estándar HTML5
 - Citar los antecedentes que derivaron su creación
 - Citar las etiquetas semánticas nuevas de HTML5
 - Demostrar su uso a través de código para una aplicación

HTML



Semantics

Antecedentes



HTML 4 / XHTML 1

- Ambos son estándares para declarar estructura de un sitio web
- XHTML es una versión de HTML compatible con XML, un lenguaje de marcado más genérico y ordenado
- Creados hace más de diez años



Estructura de Etiquetas

<elemento atributo1="valor1">

Contenido

</elemento>

Propuesta teórica ...

- W3C esperaba que el siguiente lenguaje web sería XHTML 2
 - Redefinía muchas características de la anterior versión
 - Era más un intento académico que técnico



Quick links: [HTML 4](#), [XHTML 1.0](#), [1.1](#), [Basic](#), [M12N](#), [Print \(PR\)](#), [2.0 \(WD\)](#)

XHTML2 Working Group Home Page

This was the W3C's home page for the XHTML2 Working Group, which was [chartered](#) in March 2007 (see [news](#)) until December 2010. Please also see the home page for the [HTML Working Group](#).

[news](#) | [specifications](#) | [public drafts](#) | [issues](#) | [test suites](#) | [tutorials](#) | [slides](#) | [guidelines](#) | [validation](#) | [articles](#) | [translations](#) | [charter](#) | [participants](#) | [join](#) | [roadmap](#) | [wiki](#) | [XForms](#) | [forums](#) | [HTML Tidy](#) | [related work](#) | [HTML 4.0/3.2/2.0](#) | [historical](#) | [patent policy status](#)

This Working Group is now closed. For further ongoing work related to XHTML, see the [XHTML syntax](#) section of the [HTML5 specification](#).

Mission of the XHTML2 Working Group

The mission of the XHTML2 Working Group is to fulfill the promise of XML for applying XHTML to a wide variety of platforms with proper attention paid to internationalization, accessibility, device-independence, usability and document structuring. The group will provide an essential piece for supporting rich Web content that combines XHTML with other

... vs Realidad

- Un grupo independiente observó las necesidades actuales de los desarrolladores
 - Construyó las bases de lo que hoy llamamos HTML5
 - Provocó la cancelación de XHTML 2



Welcome to the WHATWG community

Maintaining and evolving HTML since 2004

HTML

Read, use, or implement
the HTML Living Standard

News

Read and contribute
to the WHATWG blog

HTML



Semantics

¿Qué son las
nuevas
etiquetas de
HTML5?



Etiquetas de HTML

- Los elementos, atributos y valores de atributos tienen un significado.

```

```



Nuevas etiquetas

- HTML5 define nuevos elementos y atributos

Mejora la semántica de un documento

¿...?

HTML



Semantics

Código



Nuevas (y viejas) etiquetas HTML5

- Periodic Table of the Elements

Periodic Table of the Elements - Josh Duck

http://joshduck.com/periodic-table.html

HTML5 Elements

The table below shows the 104 elements currently in the [HTML5 working draft](#) and two proposed elements (marked with an asterisk).

How are they used?

Some suggestions: reddit.com, news.ycombinator.com, youtube.com, google.com, yahoo.com, wired.com, bbc.co.uk, en.wikipedia.org, w3.org, alistapart.com, joshduck.com

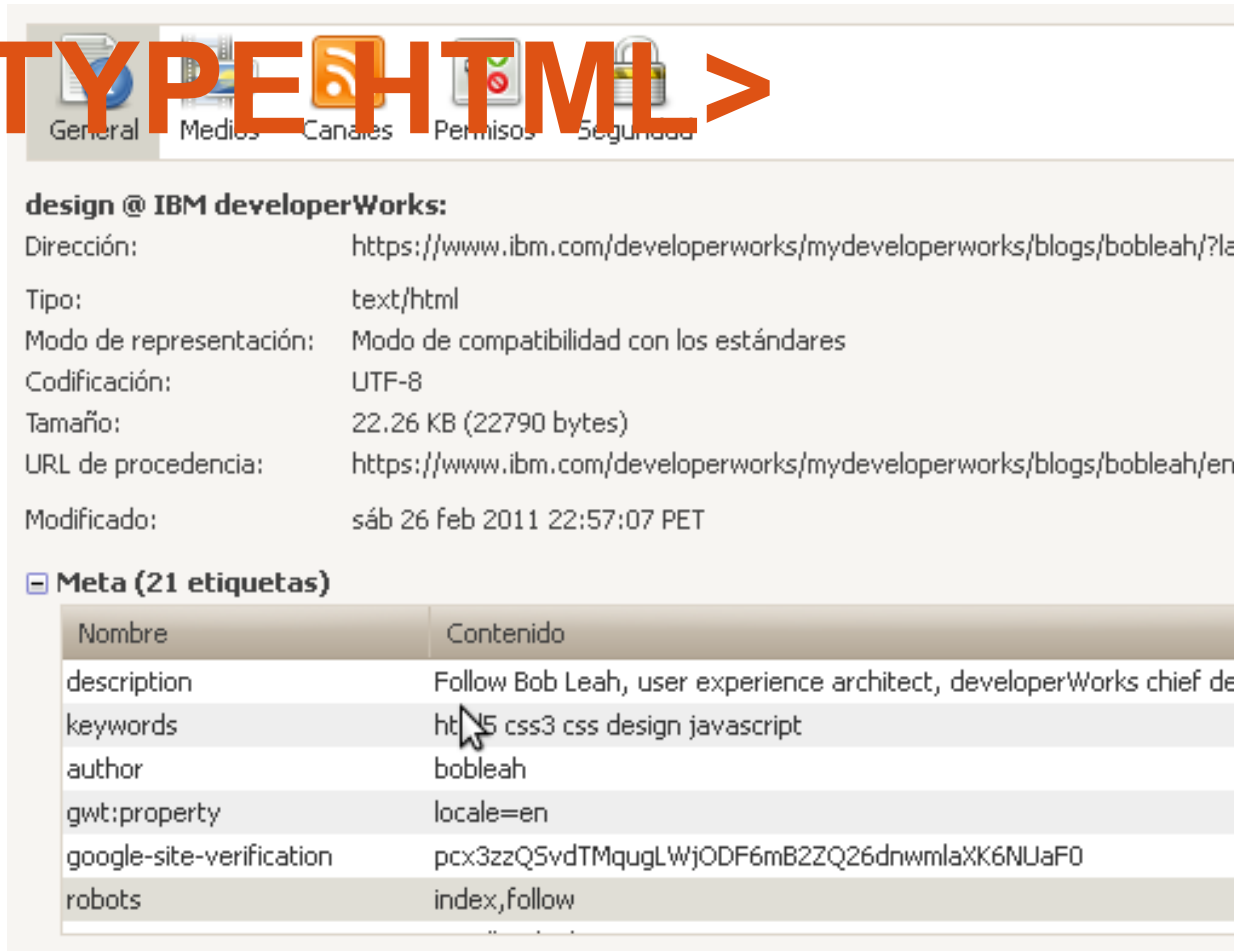
Periodic Table of the Elements

| | | | | | | | | | | | | | | | | | | | | | |
|-------|----------|------|------|-----|--------|-----|------|------------|-----|------------|----------|----------|----------|----|---------|----------|-------|--|--|-----|-------|
| html | | | | | | | | | | | | | | | | | | | | col | table |
| head | span | | | | | | | | | | fieldset | form | body | h1 | section | colgroup | tr | | | | |
| title | a | | | | | | | | | pre | meter | select | aside | h2 | header | caption | td | | | | |
| meta | rt | dfn | em | i | small | ins | hr | br | div | blockquote | legend | optgroup | address | h3 | nav | menu | th | | | | |
| base | rp | abbr | time | b | strong | del | s | p | ol | dl | label | option | datalist | h4 | article | command | tbody | | | | |
| link | noscript | q | var | sub | mark | kbd | wbr | figcaption | ul | dt | input | output | keygen | h5 | footer | summary | thead | | | | |
| style | script | cite | samp | sup | ruby | bdo | code | figure | li | dd | textarea | button | progress | h6 | hgroup | details | tfoot | | | | |

Clasificación de etiquetas

- Elemento raíz
- Metadatos e inclusión de scripts

<!DOCTYPE HTML>
<html>



General Medios Canales Permisos Seguridad

design @ IBM developerWorks:

Dirección: <https://www.ibm.com/developerworks/mydeveloperworks/blogs/bobleah/?la>

Tipo: text/html

Modo de representación: Modo de compatibilidad con los estándares

Codificación: UTF-8

Tamaño: 22.26 KB (22790 bytes)

URL de procedencia: <https://www.ibm.com/developerworks/mydeveloperworks/blogs/bobleah/en>

Modificado: sáb 26 feb 2011 22:57:07 PET

Meta (21 etiquetas)

| Nombre | Contenido |
|--------------------------|---|
| description | Follow Bob Leah, user experience architect, developerWorks chief de |
| keywords | html5 css3 css design javascript |
| author | bobleah |
| gwt:property | locale=en |
| google-site-verification | pcx3zzQ5vdTMqugLWjODF6mB2ZQ26dnwmlaXK6NUaF0 |
| robots | index,follow |



Elemento raiz, metadatos y scripts

```
<html manifest="archivo">
<head>
  <title>
  <meta charset="UTF-8">
  <base>
  <link sizes="any">
  <style type="text/css" ..>
  <script type="text/javascript" ..>
</noscript>
```

- No hay nuevos elementos
- PERO SI optimizaciones en atributos

- Semántica a nivel de texto

<html>5doctor

helping you implement HTML5 today

[Home](#)[About](#)[Article Archive](#)[Ask the doctor](#)[Contact](#)[Glossary](#)[Speaking](#)[RSS](#)[Comments RSS](#)

The figure & figcaption elements

In traditional printed material like books and magazines, an image, chart, or code example would be accompanied by a caption. Before now, we didn't have a way of semantically marking up this sort of content directly in our HTML, instead resorting to CSS class names. HTML5 hopes to solve that problem by introducing the `<figure>` and `<figcaption>` elements. Let's explore!



The `<figure>` element

The `<figure>` element is intended to be used in conjunction with the `<figcaption>` element to mark up diagrams, illustrations, photos, and code examples (among other things). The spec says this about `<figure>`:

"The figure element represents a unit of content, optionally with a caption, that is self-contained, that is typically referenced as a single unit from the main flow of the document, and that can be moved away from the main flow of the document without affecting the document's meaning.

[W3C Specification](#)

The `<figcaption>` element

The `<figcaption>` element has been the [subject of much debate](#). The spec initially wanted to repurpose `<legend>` rather than introduce a new element. Other suggestions included `<label>`, `<caption>`, `<p>` or the `<h1>`–`<h6>` elements. `<legend>` was changed, so we then used a combination of `<dt>` and `<dd>` inside `<figure>` at [Jeremy's](#) suggestion. Most of these suggestions failed since there was no backwards compatibility

Built a
site with
HTML5?



Submit it & view more at
[HTML5Gallery.com](#)

Recent Articles

[Your Questions #16](#)

[HTML5 for Web Developers](#)

[HTML as a Living Standard — For and Against](#)

- Fechas

`<time>2009-07-13</time>`

`<time datetime="2011-03-05T09:30-05:00">9:30
comenzamos</time>`



Semántica a nivel de texto

- Cambios de línea

Este es un cambio de línea `
` obligatorio.

Este es un cambio de línea `<wbr>` de acuerdo al ancho de la pantalla.

- Texto resaltado

Mozilla Campus Day lleva **<mark>**tecnologías web de vanguardia a estudiantes**</mark>** de universidades e institutos.

Mozilla Campus Day lleva tecnologías web de vanguardia a estudiantes de universidades e institutos.

- Agrupamiento de contenido

<html>5doctor

helping you implement HTML5 today

[Home](#) [About](#) [Article Archive](#) [Ask the doctor](#) [Contact](#) [Glossary](#) [Speaking](#) [RSS](#) [Comments RSS](#)

The figure & figcaption elements

In traditional printed material like books and magazines, an image, chart, or code example would be accompanied by a caption. Before now, we didn't have a way of semantically marking up this sort of content directly in our HTML, instead resorting to CSS class names. HTML5 hopes to solve that problem by introducing the `<figure>` and `<figcaption>` elements. Let's explore!



The `<figure>` element

The `<figure>` element is intended to be used in conjunction with the `<figcaption>` element to mark up diagrams, illustrations, photos, and code examples (among other things). The spec says this about `<figure>`:

"The figure element represents a unit of content, optionally with a caption, that is self-contained, that is typically referenced as a single unit from the main flow of the document, and that can be moved away from the main flow of the document without affecting the document's meaning.

[W3C Specification](#)

The `<figcaption>` element

The `<figcaption>` element has been the [subject of much debate](#). The spec initially wanted to repurpose `<legend>` rather than introduce a new element. Other suggestions included `<label>`, `<caption>`, `<p>` or the `<h1>`-`<h6>` elements. `<legend>` was changed, so we then used a combination of `<dt>` and `<dd>` inside `<figure>` at [Jeremy's](#) suggestion. Most of these suggestions failed since there was no backwards compatibility

Built a
site with
HTML5?



Submit it & view more at
[HTML5Gallery.com](#)

Recent Articles

[Your Questions #16](#)

[HTML5 for Web Developers](#)

[HTML as a Living Standard — For and Against](#)

Agrupamiento de contenido

- Unidades de contenido

<figure>

```

```

```

```

```

```


<figcaption>Logotipos de tres programas desarrollados por Mozilla: Firefox, Thunderbird y Sunbird**</figcaption>**

</figure>



Logotipos de tres programas desarrollados por Mozilla: Firefox, Thunderbird y Sunbird

- Formularios


TRANSLATE

HOME HTML CSS XML JAVASCRIPT ASP PHP SQL MORE...
REFERENCES | EXAMPLES | FORUM | ABOUT

~~\$11.45/mo~~
\$0.95 /month

Do you Like this deal?

Unlimited Hosting Package:


- Unlimited Disk Space & MySQL, PHP Support
- Unique IP & much more...

doteasy

Hosted Private Clouds vs. In-House Virtualization

A Total Cost of Ownership Analysis

DOWNLOAD ▶



HTML5 Tutorial

- HTML5 Home
- HTML5 Introduction
- HTML5 New Elements
- HTML5 Video
- HTML5 Audio
- HTML5 Canvas
- HTML5 Web Storage

HTML5 Forms

- HTML5 Input Types**
- HTML5 Form Elements
- HTML5 Form Attributes

HTML5 Reference

- HTML5 Tags
- HTML5 Attributes
- HTML5 Events

HTML5 Tags

```
<!-->
<!DOCTYPE>
<a>
<abbr>
<acronym>
<address>
<applet>
```

HTML5 Input Types

[<< Previous](#)
[Next Chapter >>](#)

HTML5 New Input Types

HTML5 has several new input types for forms. These new features allow for better input control and validation.

This chapter covers the new input types:

- email
- url
- number
- range
- Date pickers (date, month, week, time, datetime, datetime-local)
- search
- color

Browser Support

| Input type | IE | Firefox | Opera | Chrome | Safari |
|------------|----|---------|-------|--------|--------|
| email | No | No | 9.0 | No | No |
| url | No | No | 9.0 | No | No |
| number | No | No | 9.0 | 7.0 | No |

WEB HOSTING

- Best Web Hosting
- PHP MySQL Hosting
- Top 10 Web Hosting
- UK Reseller Hosting
- Cloud Hosting
- Top Web Hosting
- \$6.93 Domain w/ Extras

WEB BUILDING

- XML Editor - Free Trial!
- FREE Flash Website
- Free Website Templates
- Free WordPress Themes

W3SCHOOLS EXAMS

Get Certified in:
HTML, CSS, JavaScript,
XML, PHP, and ASP

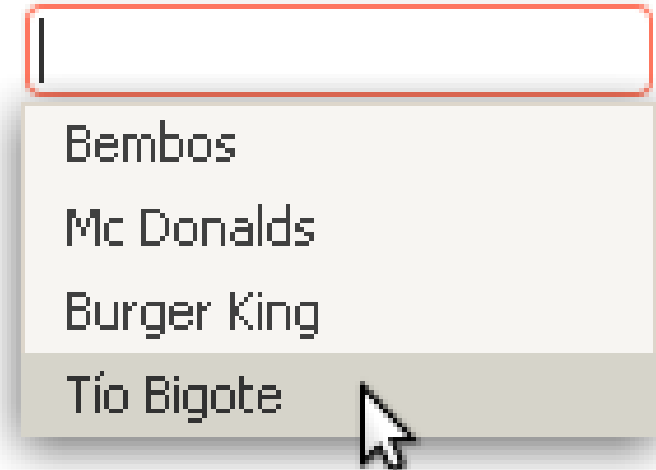
W3SCHOOLS BOOKS

New Books:
HTML, CSS
JavaScript, and Ajax

- Lista de datos

Hamburguesa: |

```
<input list="hamburguesas" />  
<datalist id="hamburguesas">  
  <option value="Bembos">  
  <option value="Mc Donalds">  
  <option value="Burger King">  
  <option value="Tío Bigote">  
</datalist>
```



Bembos
Mc Donalds
Burger King
Tío Bigote



Formularios: nuevos elementos

- Generación de llaves públicas y privadas entre servidor y navegador

```
<keygen name="seguridad" />
```



Formularios: nuevos elementos

- Salida de ejecución de un script

```
<output id="result"  
onforminput="resultadoCalculo()"></output>
```



Formularios: nuevos atributos

- Formularios
 - autocomplete
 - novalidate

```
<form action="demo.php" method="get"  
autocomplete="on" novalidate="novalidate">  
  <input type="text" name="nombre" /><br />  
  <input type="text" name="apellido" /><br />  
  <input type="email" name="email"  
autocomplete="off" />
```



Formularios: nuevos atributos

- Entrada de datos (input)
 - autocomplete
 - autofocus

```
<form action="demo.php" method="get">  
  <input type="text" name="nombre"  
autocomplete="on" /><br />  
  <input type="text" name="apellido" /><br />  
  <input type="email" name="email"  
autofocus="autofocus" />
```



Formularios: nuevos atributos

- Entrada de datos (input)
 - form
 - Sobreescritura de form
 - formaction
 - formenctype
 - formmethod
 - formnovalidate
 - formtarget



Formularios: nuevos atributos

- Entrada de datos (input)
 - height / width (asociado a imágenes)
 - list (asociado a datalist)



Formularios: nuevos atributos

- Entrada de datos (input)
 - min, max, step (asociados a números y fechas)
 - multiple (seleccionar múltiples elementos)

Formularios: nuevos atributos

- Entrada de datos (input)
 - pattern (regexp)
 - placeholder
 - required

Datos personales

Correo Electrónico:

Sitio web (opcional):

Nombres:

Enviar

Por favor, rellene este campo.

- Tipos
 - email
 - url

```
<input type="email"
name="usuario_email" />
```

```
<input type="url"
name="usuario_web" />
```



Formularios: tipos de entradas

- Tipos
 - number
 - range

```
<input type="number" min="1" max="10"  
name="puntos" />
```

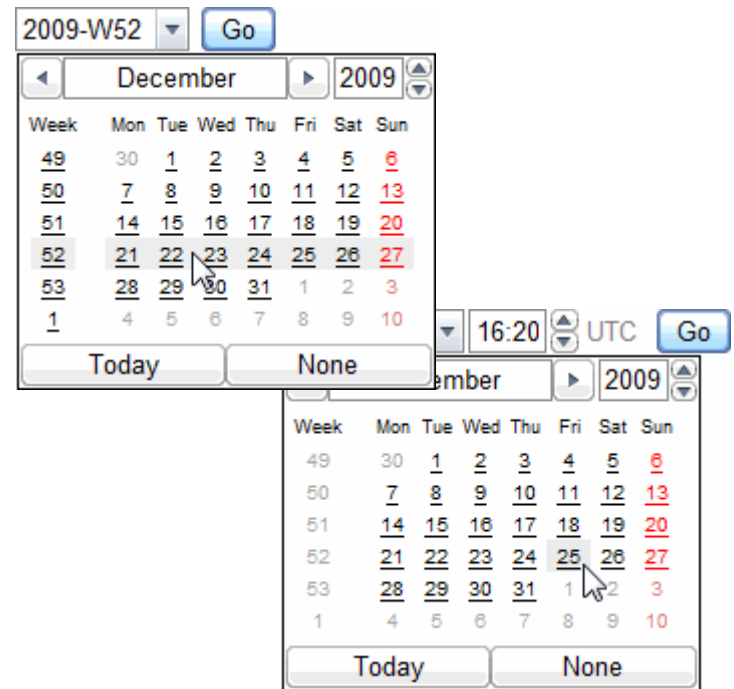
```
<input type="range" min="1" max="10"  
name="puntos2" />
```

Número:

Rango:

Formularios: tipos de entradas

- Tipos: Date Pickers (Selectores de fecha)
 - date
 - month
 - week
 - time
 - datetime
 - datetime-local



```
<input type="date" name="fecha_viaje" />
```



Formularios: tipos de entradas

- Tipos:
 - search

```
<input type="search" name="palabra_clave" />
```

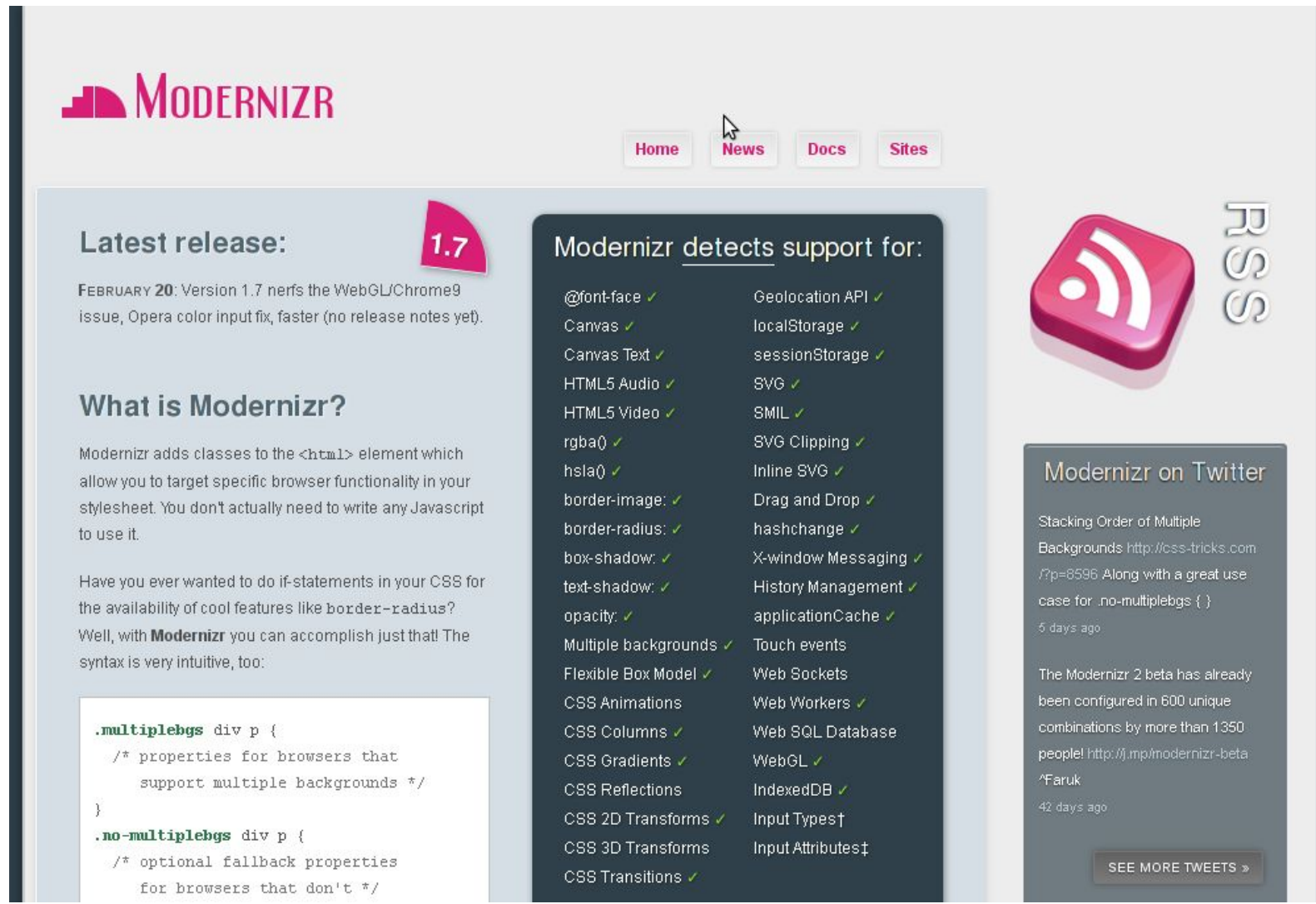


Formularios: tipos de entradas

- Tipos:
 - color

```
<input type="color" name="color_fondo" />
```

- Secciones de documento



MODERNIZR

Home News Docs Sites

Latest release: 1.7

FEBRUARY 20: Version 1.7 nerfs the WebGL/Chrome9 issue, Opera color input fix, faster (no release notes yet).

What is Modernizr?

Modernizr adds classes to the `<html>` element which allow you to target specific browser functionality in your stylesheet. You don't actually need to write any Javascript to use it.

Have you ever wanted to do if-statements in your CSS for the availability of cool features like `border-radius`? Well, with **Modernizr** you can accomplish just that! The syntax is very intuitive, too:

```
.multiplebgs div p {  
  /* properties for browsers that  
  support multiple backgrounds */  
}  
.no-multiplebgs div p {  
  /* optional fallback properties  
  for browsers that don't */  
}
```

Modernizr detects support for:

- @font-face ✓
- Canvas ✓
- Canvas Text ✓
- HTML5 Audio ✓
- HTML5 Video ✓
- rgba() ✓
- hsla() ✓
- border-image: ✓
- border-radius: ✓
- box-shadow: ✓
- text-shadow: ✓
- opacity: ✓
- Multiple backgrounds ✓
- Flexible Box Model ✓
- CSS Animations ✓
- CSS Columns ✓
- CSS Gradients ✓
- CSS Reflections ✓
- CSS 2D Transforms ✓
- CSS 3D Transforms ✓
- CSS Transitions ✓
- Geolocation API ✓
- localStorage ✓
- sessionStorage ✓
- SVG ✓
- SMIL ✓
- SVG Clipping ✓
- Inline SVG ✓
- Drag and Drop ✓
- hashchange ✓
- X-window Messaging ✓
- History Management ✓
- applicationCache ✓
- Touch events ✓
- Web Sockets ✓
- Web Workers ✓
- Web SQL Database ✓
- WebGL ✓
- IndexedDB ✓
- Input Types†
- Input Attributes‡

RSS

Modernizr on Twitter

Stacking Order of Multiple Backgrounds <http://css-tricks.com/?p=8596> Along with a great use case for `.no-multiplebgs { }`
5 days ago

The Modernizr 2 beta has already been configured in 600 unique combinations by more than 1350 people! <http://j.mp/modernizr-beta> *Faruk
42 days ago

SEE MORE TWEETS »



Secciones de documento

- Cabeceras y navegación

<header>

<hgroup>

`<h1>Título de página</h1>`

`<h2>Subtítulo</h2>`

</hgroup>

</header>

<nav>

`Opción de navegación ... `

</nav>

`<header>`

`<nav>`

- Secciones y artículos

<section>

<article>

`<header><h1>Título de artículo</h1>`

`</header>`

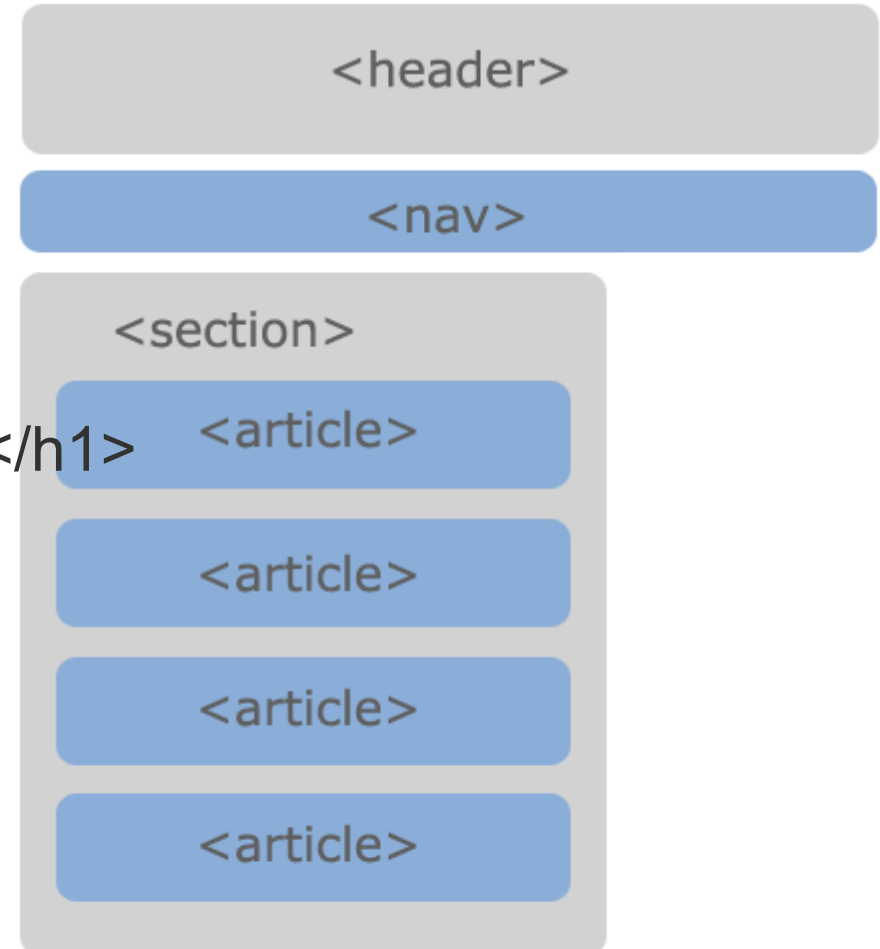
<section>

Contenido de la nota ...

</section>

</article>

</section>





Secciones de documento

- Lateral y pie de página

<aside>

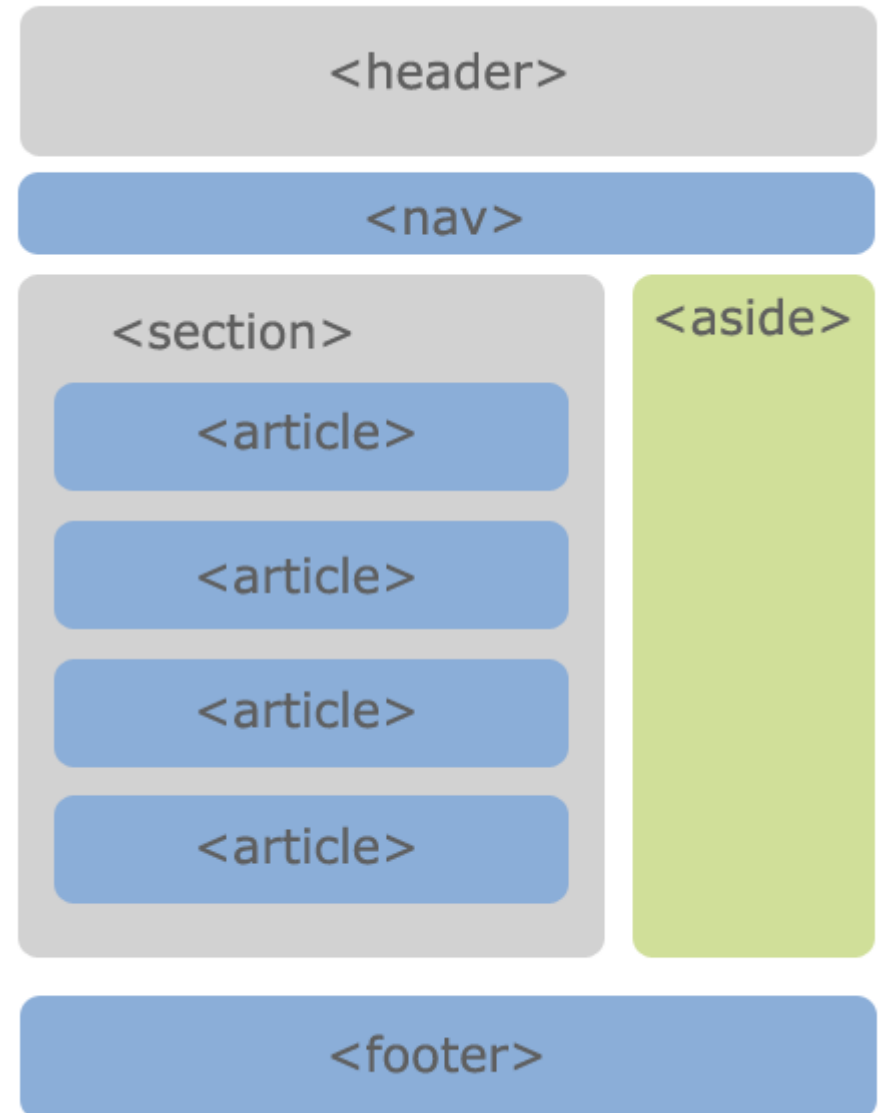
Enlaces relacionados

</aside>

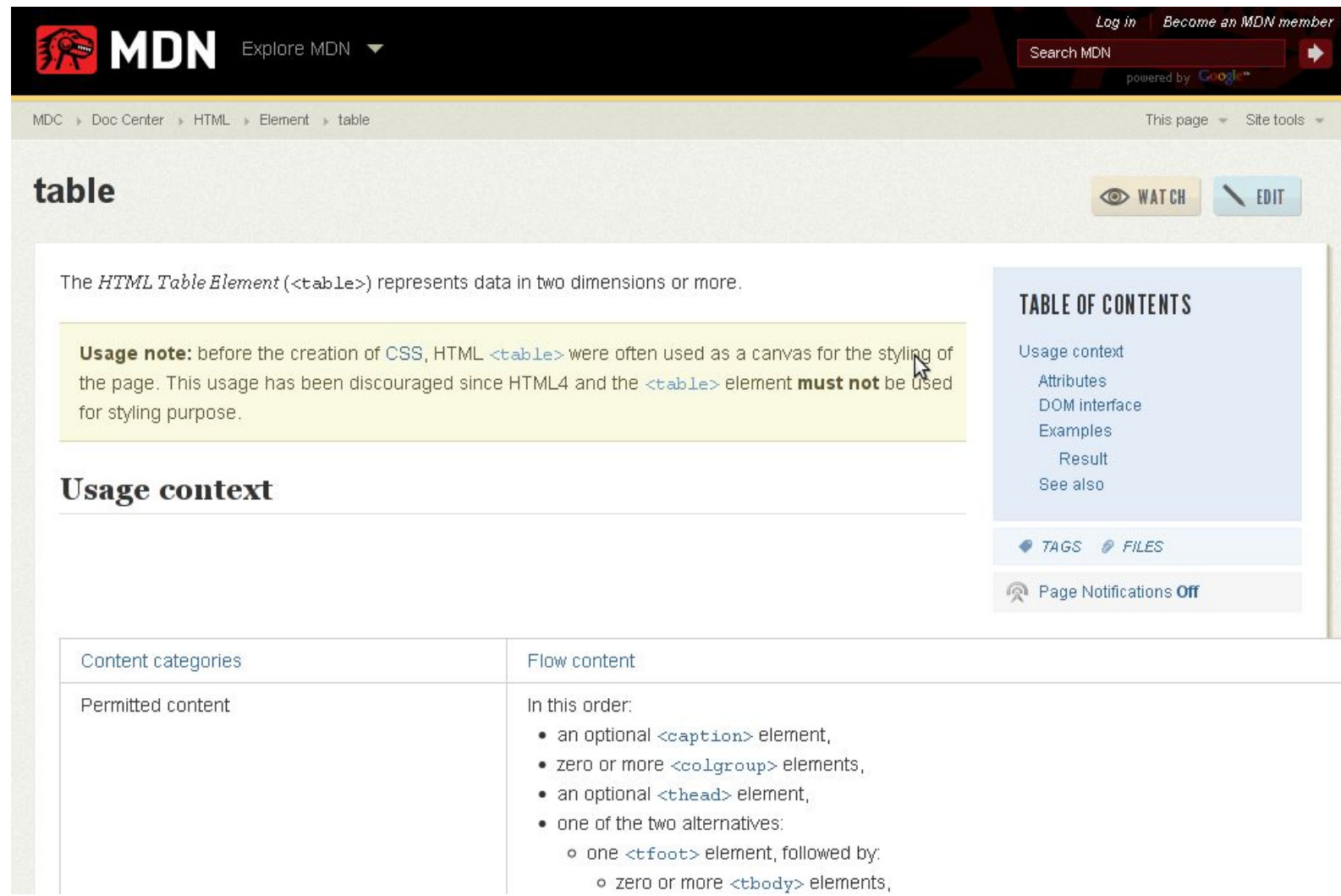
<footer>

Copyright © 2010

</footer>



- Datos de tablas



The *HTML Table Element* (`<table>`) represents data in two dimensions or more.

Usage note: before the creation of CSS, HTML `<table>` were often used as a canvas for the styling of the page. This usage has been discouraged since HTML4 and the `<table>` element **must not** be used for styling purpose.

Usage context

| Content categories | Flow content |
|--------------------|---|
| Permitted content | <p>In this order:</p> <ul style="list-style-type: none"> • an optional <code><caption></code> element, • zero or more <code><colgroup></code> elements, • an optional <code><thead></code> element, • one of the two alternatives: <ul style="list-style-type: none"> ◦ one <code><tfoot></code> element, followed by: <ul style="list-style-type: none"> ◦ zero or more <code><tbody></code> elements, |

TABLE OF CONTENTS

- Usage context
- Attributes
- DOM interface
- Examples
- Result
- See also

TAGS FILES

Page Notifications **Off**

- Columnas

```
<table>
```

```
<colgroup span="2" style="background-color:red" />
```

```
<tr> <th>Código</th>
```

```
<th>Nombres</th>
```

```
<th>Aceptado</th> </tr>
```

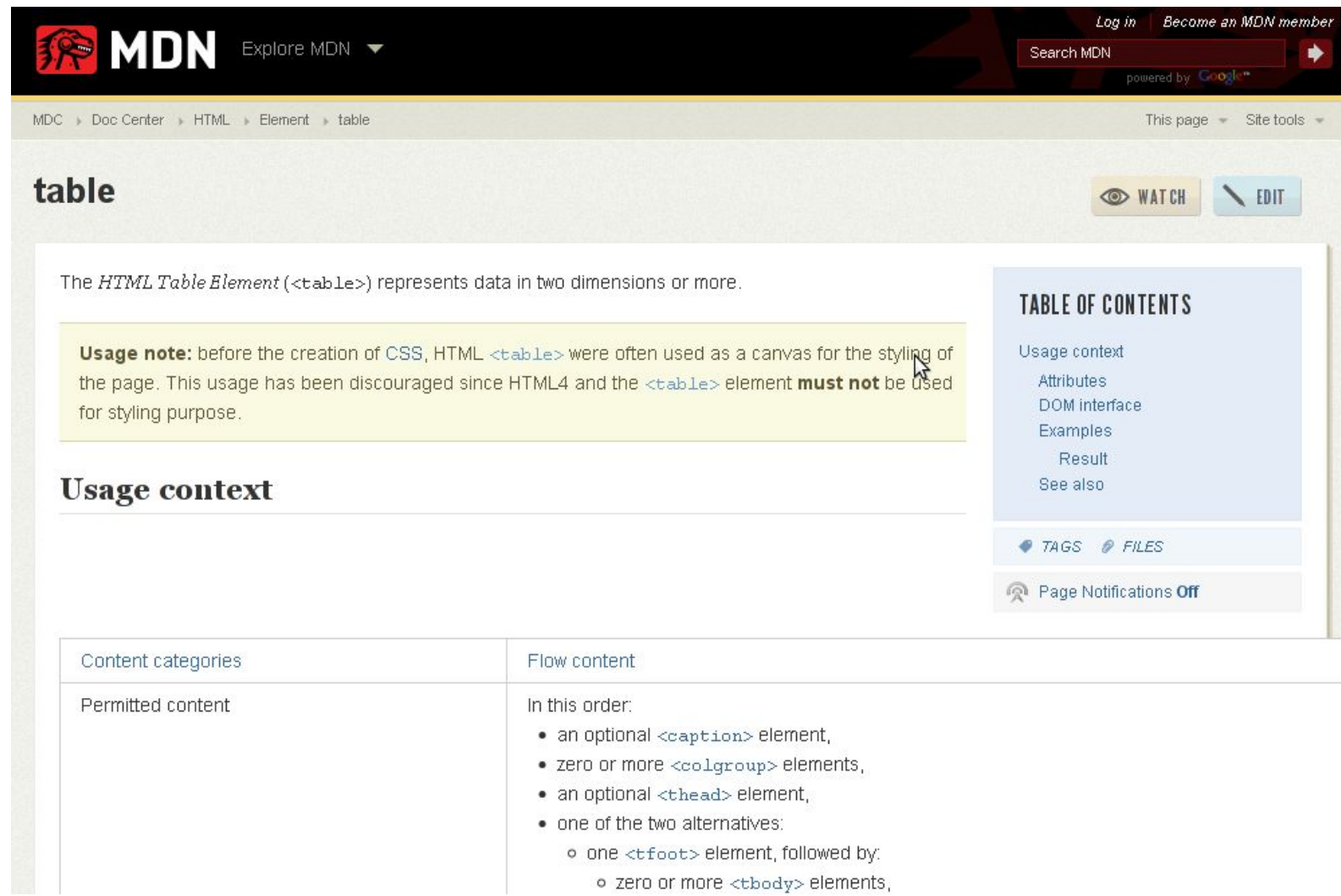
```
<tr> <td>81014</td>
```

```
<td>Juan Eladio Sánchez</td>
```

```
<td>SI</td> </tr>
```

| Código | Nombres | Aceptado |
|--------|---------------------|----------|
| 81014 | Juan Eladio Sánchez | SI |
| 65712 | Yannick Warnier | SI |

- Elementos interactivos



The *HTML Table Element* (`<table>`) represents data in two dimensions or more.

Usage note: before the creation of CSS, HTML `<table>` were often used as a canvas for the styling of the page. This usage has been discouraged since HTML4 and the `<table>` element **must not** be used for styling purpose.

Usage context

| Content categories | Flow content |
|--------------------|---|
| Permitted content | <p>In this order:</p> <ul style="list-style-type: none"> • an optional <code><caption></code> element, • zero or more <code><colgroup></code> elements, • an optional <code><thead></code> element, • one of the two alternatives: <ul style="list-style-type: none"> ◦ one <code><tfoot></code> element, followed by: <ul style="list-style-type: none"> ◦ zero or more <code><tbody></code> elements, |

TABLE OF CONTENTS

- Usage context
- Attributes
- DOM interface
- Examples
- Result
- See also

TAGS FILES


Page Notifications **Off**



Elementos interactivos

- Elementos interactivos
 - menu
 - command
 - summary
 - details

- Contenido incrustado (embebido) *



The image is a screenshot of the Mozilla Firefox HTML5 Standards page. It features a large blue header with the word "STANDARDS" in white. Below this, the text "HTML5" is prominently displayed in black with a downward-pointing triangle. A vertical sidebar on the left contains the Mozilla Firefox logo. The main content area is divided into three columns. The first column is titled "<CANVAS> 2D" and describes the Canvas element. The second column is titled "<VIDEO>" and describes the Video element, which includes a small video player showing a woman's face. The third column is titled "OPEN CODECS" and lists supported audio and video formats. A blue button labeled "learn more" is positioned at the bottom center of the page.

STANDARDS


HTML5 ▼

<CANVAS> 2D

Canvas is a HTML5 element which can be used to draw graphics via scripting (JavaScript). For example, it can be used to draw graphs, make photo compositions or even perform animations.

<VIDEO>

HTML5 defines a standard way to embed video in a web page using a <video> element. You can use it to show video content or use video with CSS animations.



OPEN CODECS

Mozilla is proud to support, and promote, open standards for video and audio content, free and open source codecs: **WebM**, **OGG/Theora** and **Vorbis**.

[learn more](#)

HTML



Semantics

Aplicación

Demostración

- Awesome HTML5 Dashboard (Mozilla's Web O' Wonder)





¿Cómo empiezo a usarlo?

- HTML5 Boilerplate

Now offered in: [DEUTSCH](#) ★ [PORTUGUÊS](#) ★ [FRANÇAIS](#) ★ [ITALIANO](#) ★ [NEDERLANDS](#) ★ [SRPSKI](#) ★ [ROMÂNĂ](#) ★ [ПО-РУССКИ](#) ★ [עברית](#)

HTML5 ★ BOILERPLATE

A ROCK-SOLID DEFAULT FOR HTML5 AWESOME.

HTML5 Boilerplate is the professional badass's base HTML/CSS/JS template for a fast, robust and future-proof site.

After more than two years in iterative development, you get the best of the best practices baked in: cross-browser normalization, performance optimizations, even optional features like cross-domain Ajax and Flash. A starter apache .htaccess config file hooks you the eff up with caching rules and preps your site to serve HTML5 video, use @font-face, and get your gzip zippie on.

Boilerplate is not a framework, nor does it prescribe any philosophy of development, it's just got some tricks to get your project off the ground quickly and right-footed.

WANT TO DIVE IN?

DOWNLOAD BOILERPLATE V0.9.5 UPDATED OCT 25TH

[BOILERPLATE DOCUMENTED](#) OR [BOILERPLATE "STRIPPED"](#)

KEEP THE HINTS AND LINKS NO COMMENTS, JUST THE BIZNISS.

[READ THE DOCS](#) ★ [CONTRIBUTE ON GITHUB](#) ★ [COMMENT HERE](#)

[FOLLOW ON TWITTER](#) ★ [JOIN THE MAILING LIST](#)



¿Y si uso navegadores antiguos?

- Modernizr

MODERNIZR

Home News Docs Sites

Latest release: 1.7

FEBRUARY 20: Version 1.7 nerfs the WebGL/Chrome9 issue, Opera color input fix, faster (no release notes yet).

What is Modernizr?

Modernizr adds classes to the `<html>` element which allow you to target specific browser functionality in your stylesheet. You don't actually need to write any Javascript to use it.

Have you ever wanted to do if-statements in your CSS for the availability of cool features like `border-radius`? Well, with **Modernizr** you can accomplish just that! The syntax is very intuitive, too:

```
.multiplebgs div p {  
  /* properties for browsers that  
  support multiple backgrounds */  
}  
.no-multiplebgs div p {  
  /* optional fallback properties  
  for browsers that don't */  
}
```

Modernizr detects support for:

- @font-face ✓
- Canvas ✓
- Canvas Text ✓
- HTML5 Audio ✓
- HTML5 Video ✓
- rgba() ✓
- hsla() ✓
- border-image: ✓
- border-radius: ✓
- box-shadow: ✓
- text-shadow: ✓
- opacity: ✓
- Multiple backgrounds ✓
- Flexible Box Model ✓
- CSS Animations ✓
- CSS Columns ✓
- CSS Gradients ✓
- CSS Reflections ✓
- CSS 2D Transforms ✓
- CSS 3D Transforms ✓
- CSS Transitions ✓
- Geolocation API ✓
- localStorage ✓
- sessionStorage ✓
- SVG ✓
- SMIL ✓
- SVG Clipping ✓
- Inline SVG ✓
- Drag and Drop ✓
- hashchange ✓
- X-window Messaging ✓
- History Management ✓
- applicationCache ✓
- Touch events ✓
- Web Sockets ✓
- Web Workers ✓
- Web SQL Database ✓
- WebGL ✓
- IndexedDB ✓
- Input Types†
- Input Attributes‡

Modernizr on Twitter

Stacking Order of Multiple Backgrounds <http://css-tricks.com/?p=8596> Along with a great use case for `.no-multiplebgs { }`
5 days ago

The Modernizr 2 beta has already been configured in 600 unique combinations by more than 1350 people! <http://j.mp/modernizr-beta>
*Faruk
42 days ago

SEE MORE TWEETS »

HTML



Semantics

Referencias



Referencias bibliográficas

- Periodic Table of the Elements
<http://joshduck.com/periodic-table.html>
- W3C Schools: HTML5 Tutorial
<http://www.w3schools.com/html5/>
- Awesome HTML5 Dashboard
<https://mozillademos.org/demos/dashboard/demo.html>
- Mozilla Developer Network
<https://developer.mozilla.org/es/HTML/HTML5>
- HTML5 Doctor - <http://www.html5doctor.com/>



Recursos

Código:









- Modernizr - <http://www.modernizr.com/>
- HTML5 Boilerplate - <http://html5boilerplate.com/>

¿Funcionará?:

- HTML5 Test - <http://www.html5test.com/>
- When can I use? -
<http://caniuse.com/#cats=HTML5>



Tecnologías HTML5

-  Semantics
-  Offline & Storage
-  Device Access
-  Connectivity
-  Multimedia
-  3D, Graphics & Effects
-  Performance & Integration
-  CSS3 Styling

HTML



Nuevas Etiquetas de HTML5



Juan Eladio Sánchez Rosas
jesanchez(a)mozilla.pe

